

Prírodoveda pre 1. ročník




PLANTS RASTLINY

Name:


Result:

Class:


1. Prečítaj si básničky o kvietkoch a odpovedaj na otázky.

| | | |
|--|---|--|
| <p>Tam pod plotom na výslní vypučala nová tráva. A v tej tráve, pozrite sa, fialôčka rozvoniava.</p> |  | <p>Ktorý kvet má kvety ako zvončeky?</p> <p>_____</p> |
| <p>Pri zvončeku zvonček, zvonček malilinký, každý bielulinký, to sú konvalinky.</p> |  | <p>Najviac rozvoniava _____.</p> |
| <p>Vitaj že nám, slnko, vitaj! Pekný pozdrav od nás chytaj! Vitaj aj ty podbeľ zlatý! Čože robíš pri chodníčku? Čakám Janka a Aničku.</p> |  | <p>Podbeľ je: a) zelenej farby, b) žltej farby, c) modrej farby.</p> <p>Koho čaká podbeľ pri chodníčku?</p> <p>_____</p> |


2. Draw the leaves to the tree. Dokresli stromu listy.



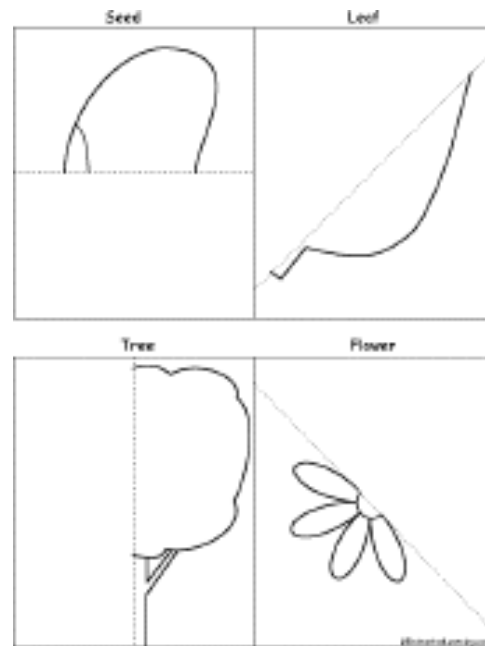
3. Complete. Doplň časti stromu.



4. Find the way



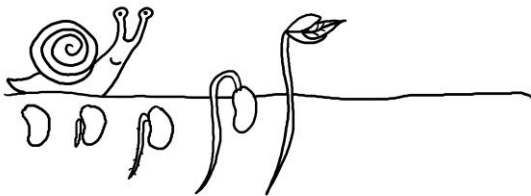
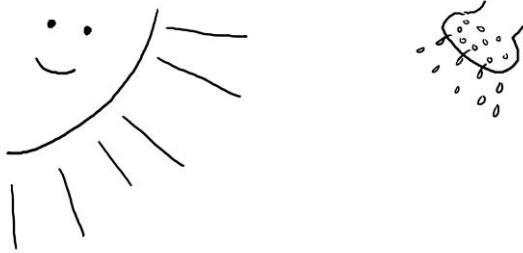
5. Complete, draw and colour.



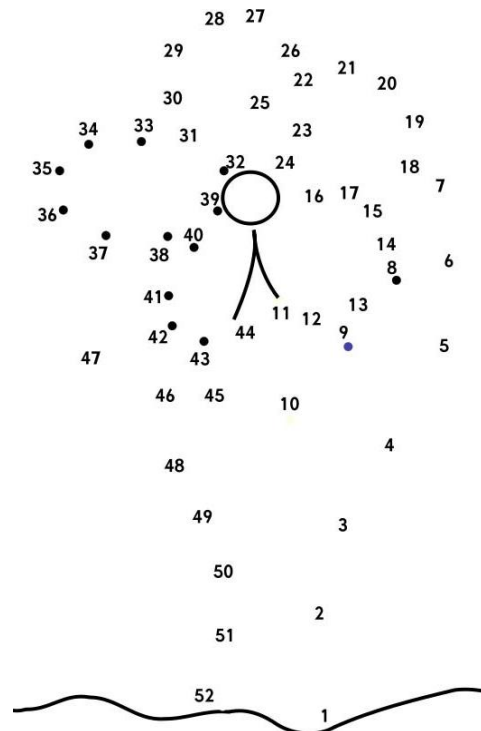
6. Nakresli, aká rastlinka by podľa teba mohla vyrásť z tohto semienka.

GROWING PLANT

What kind of plant will this seed become?



7. Draw the lines.



8. Čo potrebuje rastlina pre svoj rast?

Circle the pictures of what a plant needs to grow.

Cross out the pictures that plants do not need to grow



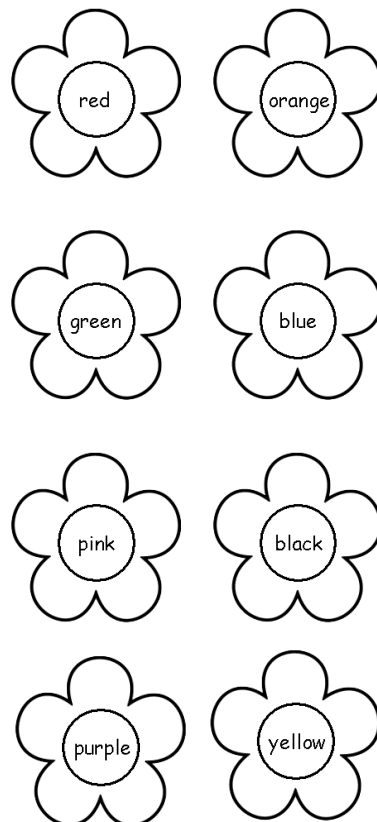
9. How do plants grow?

Write the numbers.

Očísľuj, ako rastlina rastie.



10. Colour the flowers.





11. V záhrade používame veľa vecí.

12. Find the difference.

Doplň správne číslo podľa ich počtu.

Complete the number.



13. Colour


16-GREEN

17-YELLOW

18-BLUE

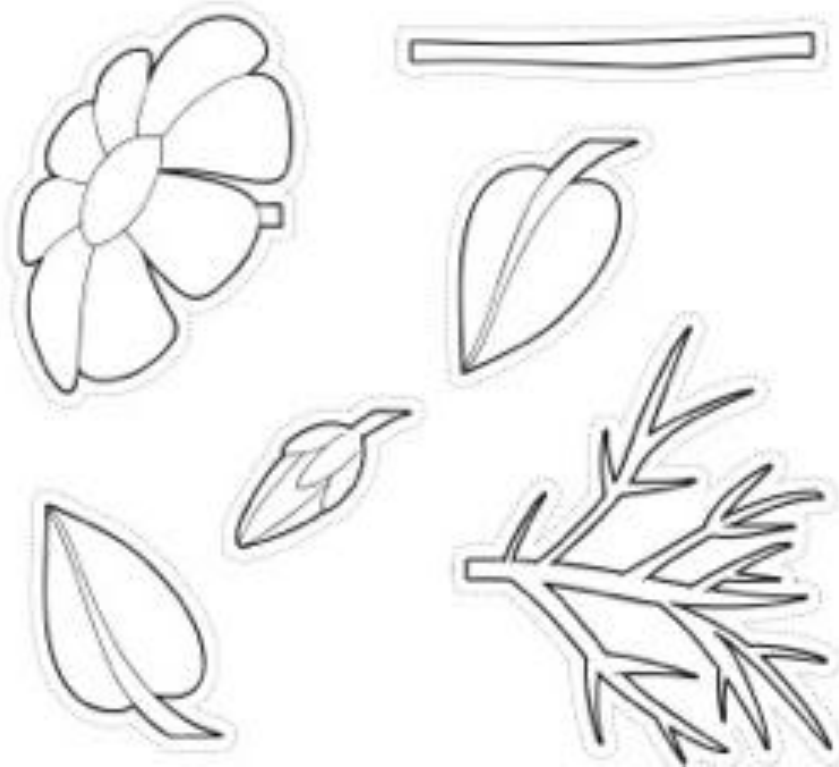
19-ORANGE

20-GREY



CUTTING PAGE

14. Make your own flower. Colour, cut and use the glue.



15. Cut and stick. Complete the parts of plant's body.



Zdroje:

Strom bez listov. [5. 6. 2013]. Dostupné na:<http://imgs.inkfrog.com/pix/CustomVinylArt/Tree.jpg>
Bludisko. [5. 6. 2013]. Dostupné na:<http://www.allkidsnetwork.com/mazes/images/maze-plant.jpg>
Polovice. [5. 6. 2013]. Dostupné na:<http://www.enchantedlearning.com/finishdrawings/symmetry/plant/tiny.GIF>
Growing plant. [7. 6. 2013]. Dostupné na:<http://littlemisscraft.com/app/webroot/files/image/Drawing-growing%20plant.jpg>
Potreby rastliny. [8. 6. 2013]. Dostupné na:http://images.suite101.com/3027656_com_free_plants_worksheet_3.jpg
Vystrihovací kvet. [8. 6. 2013]. Dostupné na: <http://e-classroom.co.za/wp-content/uploads/2012/07/CAPS-Grade1-Lifeskills-Term3-Plants-Seeds-Parts-of-a-Plant.jpg>
Rast. [9. 6. 2013]. Dostupné na:<http://cdn.indulgy.com/yA/cB/aC/210824826276353675EldouhCec.jpg>
Časti rastliny. [5. 6. 2013]. Dostupné na:http://jp13.r0tt.com/l_a7b65eb0-ab48-11e2-97aa-85939b000013.jpg
Záhrada. [7. 6. 2013]. Dostupné na:<http://media-cache-ak1.pinimg.com/192x/b2/a1/2a/b2a12addc9f34904f741e0d9b232aa3e.jpg>
Kvety. [10. 6. 2013]. Dostupné na:http://www.kidzone.ws/prek_wrksh/colors/colors-review2.gif
Kreslenie podľa čísel. [4. 6. 2013]. Dostupné na:<http://www.sciencekids.co.nz/images/pictures/connectthedots/flower.jpg>
Rozdiely. [7. 6. 2013]. Dostupné na:<http://www.studyvillage.com/attachments/Resources/3103-9640-Flower-Butterfly.jpg>
Zajačiky. [10. 6. 2013]. Dostupné na:<http://www.education.com/worksheet-image/141298/spring-planting-color-numbers-counting.png>

