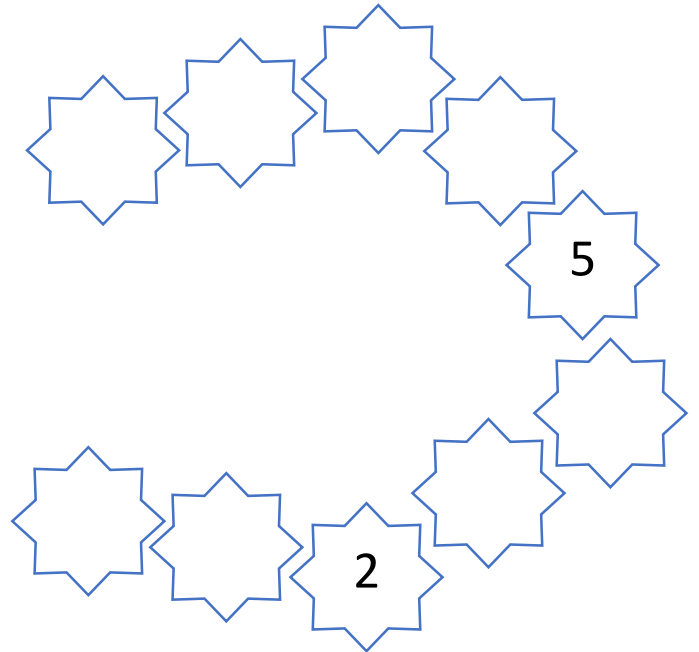
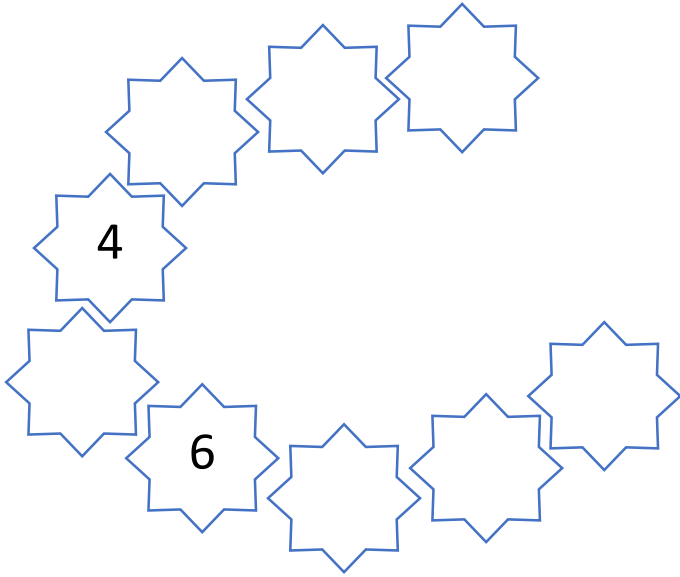




Zimné príklady pre prvákov

meno: _____


1. Doplň číselné rady.





2. Urči počet.


 <input type="text"/>	 <input type="text"/>	 <input type="text"/>	 <input type="text"/>
--------------------------	--------------------------	--------------------------	--------------------------


3. Vypočítaj.


$8 - 5 =$ 


$4 + 3 =$ 


$9 - 6 =$ 


$3 + 6 =$ 


$6 - 0 =$ 


$1 + 7 =$ 


$9 - 4 =$ 

$4 + 5 =$ 

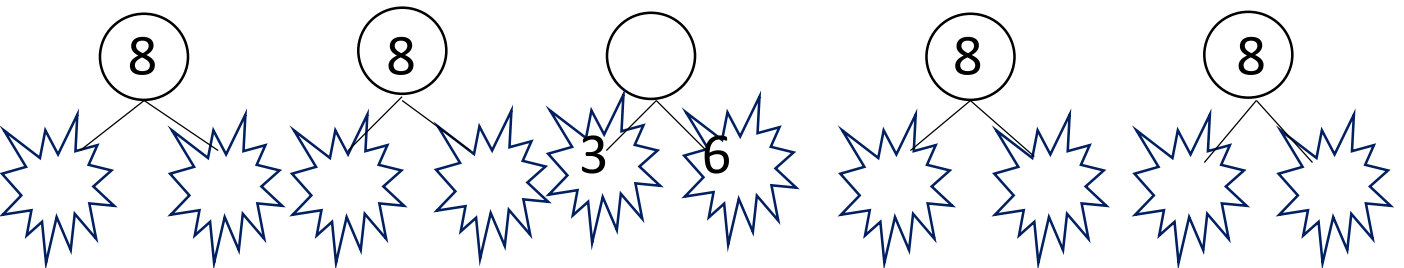
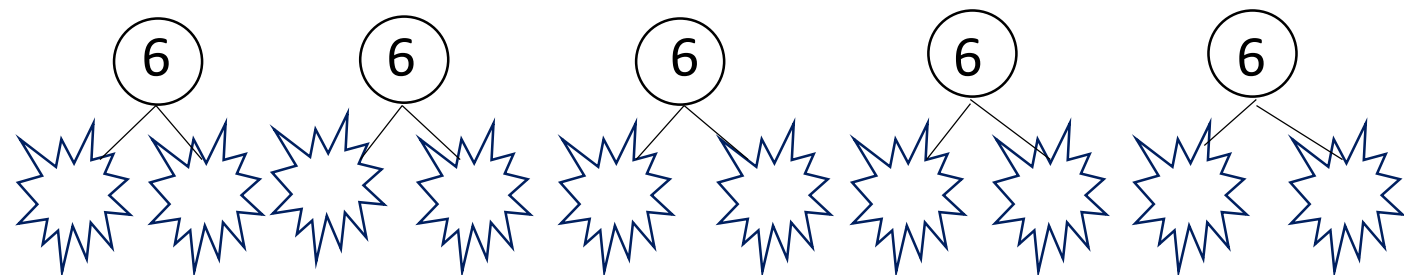
$6 - 5 =$ 

$3 + 3 =$ 


$8 - 8 =$ 

$2 + 7 =$ 

4. Doplň možnosti rozkladu.



5. Zoraď čísla od najmenšieho po najväčšie.



5, 2, 6, 8, 7 →

--	--	--	--	--

3, 6, 1, 4, 9 →

--	--	--	--	--

6. Porovnaj pomocou znakov < , > , = .

$4 \square 6$

$9 \square 8$

$2 \square 4$

$8 \square 7$





$0 \square 2$


$1 \square 7$

$9 \square 9$

$6 \square 9$

7. Spočítaj a doplň geometrické tvary.



8. Vyfarbi.

4 = ŽLTÁ

5 = MODRÁ

6 = HNEDÁ

7 = ZELENÁ

8 = ČERVENÁ

