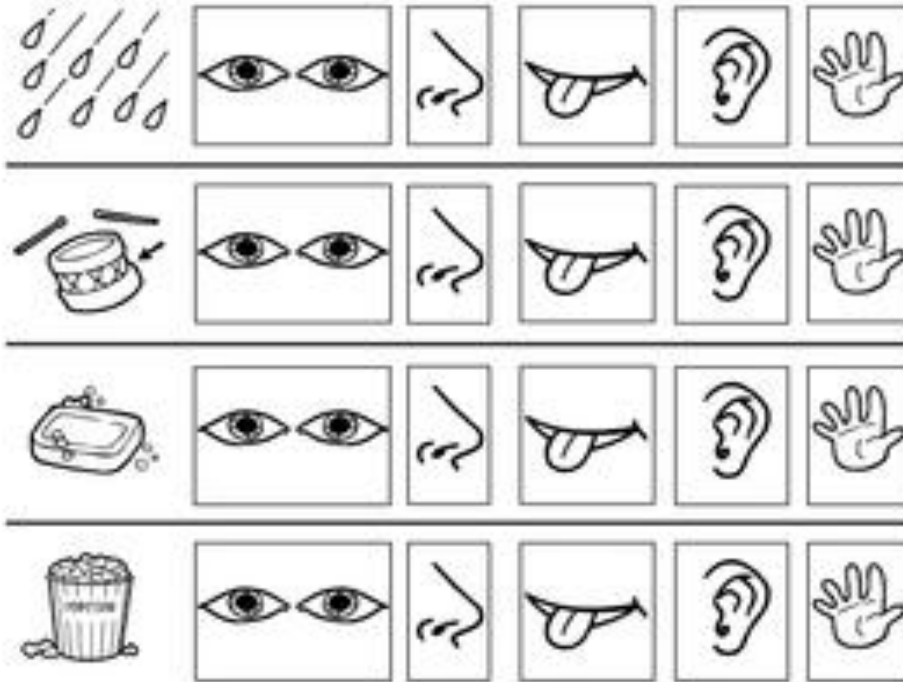



# FIVE SENSES

Name: \_\_\_\_\_ Class: \_\_\_\_\_

1. Color the senses you could use for each one. Sometimes we use our senses together.







2. What can you see, hear, smell, taste and touch? Draw.



3. Write EYES, EARS, HANDS, NOSE, MOUTH on the correct line-

# WITH MY...I CAN...

WITH MY...	I CAN...
 _____	SEE
 _____	SMELL
 _____	HEAR
 _____	TOUCH
 _____	TASTE

4. Draw a picture in the box that shows each sense you would use



5. This is you. Draw what you use to.....

This is what

I use to...

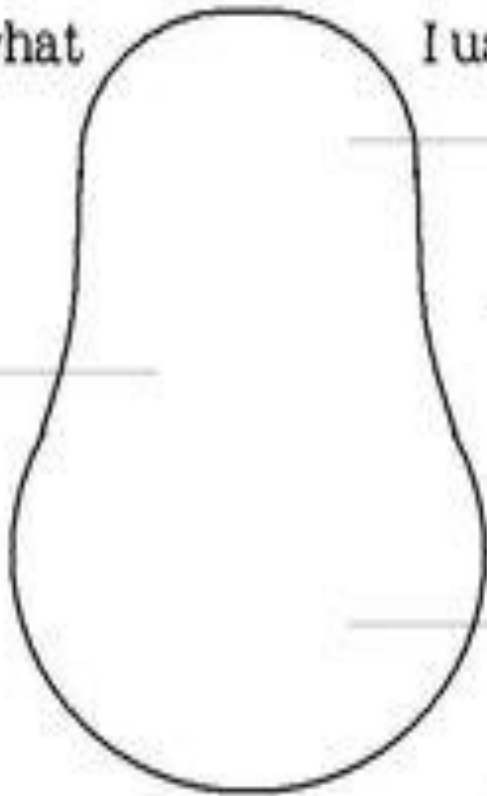
smell

feel

see

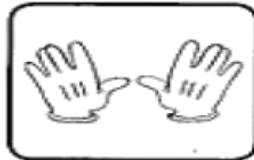
hear

taste



© 2014 Pearson Education, Inc.

6. Match




7. Write and draw about you

# All About **ME**

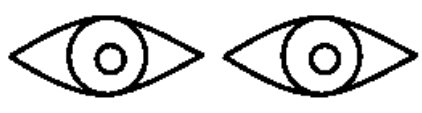


My hair is \_\_\_\_\_

I have \_\_\_\_\_ fingers.



My eyes are \_\_\_\_\_

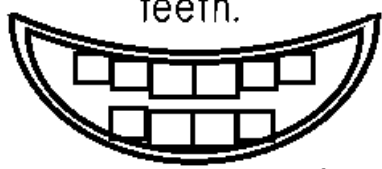


I have \_\_\_\_\_


toes.




I have \_\_\_\_\_ teeth.



My belly button goes \_\_\_\_\_



my fingerprint



I am special. No one is like me!

**Resources:**

[http://www.themailbox.com/storage/thumbnails/56080\\_0\\_MD.jpg](http://www.themailbox.com/storage/thumbnails/56080_0_MD.jpg)

<http://cheappenpaperservicev.xyz/images/cycuxoky.jpg>

<http://www.makinglearningfun.com/Activities/MyBody/MyBodyPoster.gif>

[https://en.islcollective.com/wuploads/preview/big\\_islcollective\\_with\\_my\\_i\\_can\\_186634d233d89e5c9a8\\_56706045.jpg](https://en.islcollective.com/wuploads/preview/big_islcollective_with_my_i_can_186634d233d89e5c9a8_56706045.jpg)

<https://s-media-cache->

<ak0.pining.com/236x/3e/6a/6a/3e6a6a74dfd78e80719caa8d23eddd6.jpg>

<https://www.myteachingstation.com/vault/2599/web/articles/Spring-Season-Five-Senses-Worksheet.jpg>

<http://www.preschoolactivities.us/wp-content/uploads/2015/03/five-senses-worksheet-for-kids-1-736x1024.jpeg>